

# KEY FIGURES OF KEGOC JSC FOR 2024

## PRODUCTION INDICATORS


27,905.418  
km

Length of overhead  
power lines



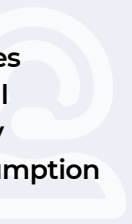
18.96  
billion kWh

The volume of transmitted  
electric energy




110.9  
billion kWh

The volume of services  
provided for technical  
dispatching of supply  
to the grid and consumption  
of electric energy



1,629

Total number of service  
consumers



56.75  
million tenge

The amount of costs for  
technological development



74.9  
billion kWh

The volume of services  
provided for the use of NPG



# KEY FIGURES OF KEGOC JSC FOR 2024

## FINANCIAL AND ECONOMIC INDICATORS

59.5  
billion tenge



Net profit

131.5  
billion tenge



EBITDA

319,905.9  
million tenge



Income from core  
activities



## INDICATORS FOR SUSTAINABLE DEVELOPMENT

4,495  
person



Number of employees  
by Company

6.2%



Staff turnover

0



LTIFR

2,370,678  
tons of CO<sub>2</sub>-eq



Greenhouse gas emissions  
(Scope 1+2)

829.2  
million tenge



The amount of funds  
allocated for social support  
of employees